



# NEED TO CUT FOAM?

**WE HAVE THE TOOL TO MAKE LIFE EASIER.**

## **MINOVA**

### **MINOVA KD-03A/D FOAM SAW 300MM KIT**

The Minova foam saw boasts a brushless motor that not only delivers high power output but also extends the tool's lifespan. With its clean and smooth cutting action, this saw can handle all grades of Polyurethane Foam with ease. Additionally, it can operate on either 240v or Cordless 18v / 5.0Ah Battery, providing you with the flexibility to work in any environment.

Whether you're a professional contractor or a DIY enthusiast, the Minova foam saw is the perfect tool for your foam cutting needs.



#### **KIT FEATURES:**

- Foam saw Skin
- AC adaptor for 240v operation
- 18V / 5.0Ah Li-on Battery
- 300mm Guide
- 300mm Blades
- Foot Base
- Spanner tool

WHATEVER YOUR BUSINESS

**WE CAN HELP**

0800 656 000  
[WWW.WIGGINS.CO.NZ](http://WWW.WIGGINS.CO.NZ)

# OPTIONAL COMPONENTS & PRICING

MINOVA offers a variety of optional extras that can assist you in maintaining efficient movement and ensuring precise cuts. By utilizing these extras, you can save both time and money.




KD-03A/D 18V / 5.0AH LI-ION BATTERY	
CODE	DETAILS
484175	SINGLE BATTERY




KD-03A/D GUIDER	
CODE	DETAILS
484162	GUIDER ONLY 200MM, 8"
484171	GUIDER ONLY 300MM, 12"




KD-03A/D 200MM BLADES (SET 2)	
CODE	DETAILS
484164	BLADES ONLY 200MM, 8"
484172	BLADES ONLY 300MM, 12"



KD-03A/D-GS 650MM GUIDER RAIL	
CODE	DETAILS
484180	GUIDE RAIL 650MM



Made from lightweight aluminium, the Guider Rails keep the Foam saw stays straight through the cut. The 650mm wingspan at the front can be easily adjusted to cut various angles with accuracy, making it ideal for smaller foam cuts. These extras, you can save both time and money.



KD-03A/D-GL 2000MM GUIDER RAIL	
CODE	DETAILS
484185	LARGE GUIDE RAIL 2M



The 2000mm Guider Rail is comparable to the 650mm Guider Rail, but it provides a significantly wider wingspan for larger cuts.

Additionally, it features adjustable width guides on both sides, ensuring precise cutting of larger foam materials.

This rail is an excellent choice for professionals who require accuracy and efficiency in their work,

WHATEVER YOUR BUSINESS

WE CAN HELP

0800 656 000  
**WWIGGINS.CO.NZ**